



# Oil-free Series Screw Air Compressors


Oil-free air for all sustainable air needs

**ELGi**  
Always Better.

**UPTIME™**  
ASSURANCE



**OILFREE™**  
CLASS-0 ISO 8573-1



CIN: L29120TZ1960PLC000351

[www.elgi.com](http://www.elgi.com)

Single-Stage OF-L Series: 90 - 300 kW

Two-Stage OF Series: 90 - 450 kW

Two-Stage OF-A Series: 45 - 300 kW

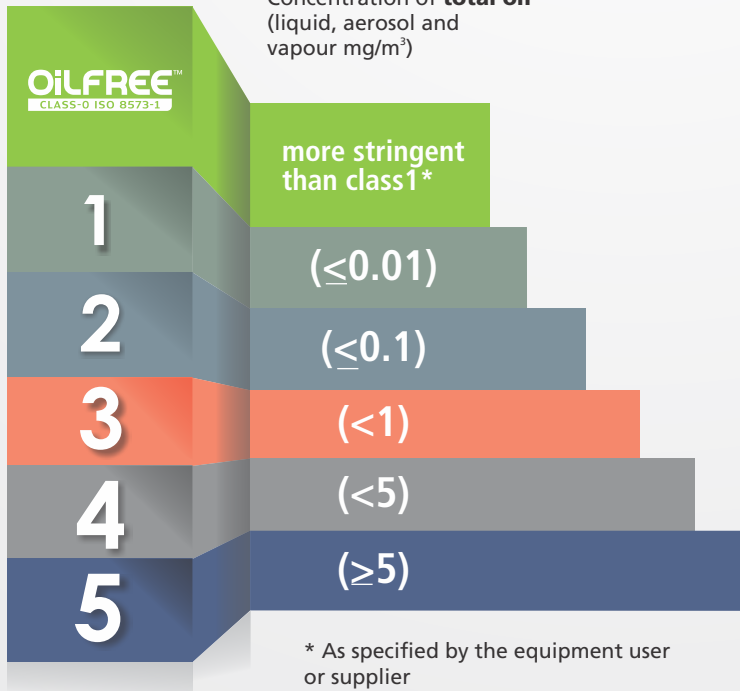
“I need oil free air quality of Class Zero with no breakdowns and workable economics. The UPTIME assurance from ELGi ensures my requirements are satisfied. ”

**OilFREE™**  
CLASS-0 ISO 8573-1



**UPTIME™**  
ASSURANCE


**The Dual Advantage**



Concentration of **total oil** (liquid, aerosol and vapour mg/m<sup>3</sup>)

more stringent than class 1\*

## Class '0' Oil free air per ISO: 8573-1

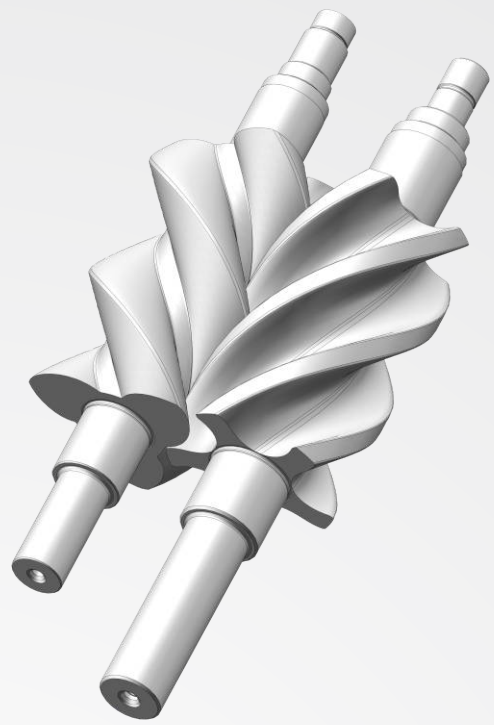


\* As specified by the equipment user or supplier

## ELGi Oil free Technology

ELGi is one of the very few compressor companies to design and manufacture oil-free airends. With in-house oil-free technology, the compressors are engineered to deliver maximum uptime and reliability. ELGi's unique eta-V rotor design reduces pressure losses and increases stage efficiencies, leading to an optimized compressed air system.

Optimized component layout of the OF series machine provides easy serviceability with reduced service time. Incorporating superior safety norms, the compressors have not only low energy losses and low air outlet temperatures but are also highly reliable and compact. All these advanced features integrated into one simple design that drives maximum Reliability and Uptime.



# UPTIME™

ASSURANCE

## It's not just about delivering air It's about delivering UPTIME™

### Applications

Oil free air is required where there is absolute intolerance of oil vapour presence in the entire manufacturing process



BEVERAGE



FOOD



TEXTILE



PHARMA



METALS



POWER



OIL & GAS



AUTOMOTIVE

**UPTIME**  
Design

## ELGi's UPTIME Design

**ELGi**  
OIL FREE SERIES

100%  
Class-0 Air



Reliable  
Products



Lower LCC



Customer  
Satisfaction



Customized  
Solutions



UPTIME



Remote Monitoring  
System



Air Audit  
System



Innovative  
Products

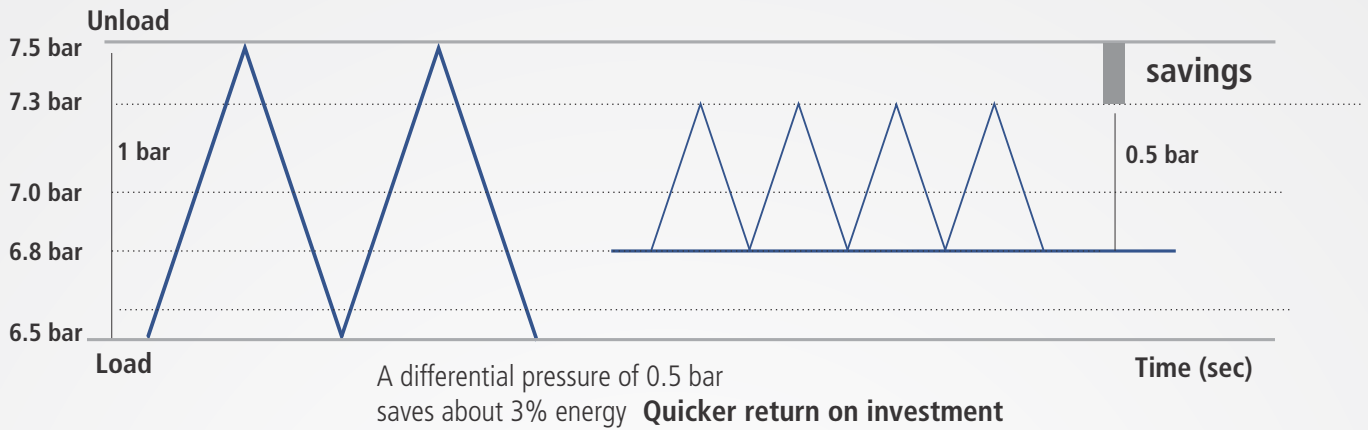


# With Rack and Pinion capacity control system, there is no maintenance for over one million cycles lower cost of ownership

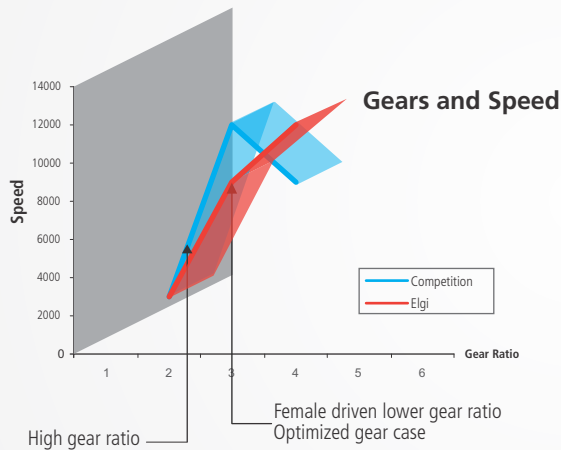
## Without two-step control

## With rack and pinion control

Gives an edge to operate numerous cycles in a minute with reduction in pressure band. This saves energy and maintains pressure discharge.



## Reliability / Working Conditions



- Lower speed of airend **Gives better reliability due to lower gear ratio**
- Usage of rigid Stainless Steel tubes **Improves product reliability and reduce maintenance**
- Reduced pressure differential. Load unload pressure differential is 0.2 bar g **Reduces stress on the motor**
- Tropical design **Ensures reliable operation at severe working temperatures (-5°C to 45°C)**

## Efficiency/Cost of Ownership

Low life cycle cost- High energy efficiency design delivering maximum UPTIME and lower cost of ownership

- Operates on low pressure cooling-water head **Reduced power consumption of feed water pumps**
- Lower temperature differential of cooling water **Power saving by reduced cooling water pump sizing**
- Optimized airend design **Deliver best efficiency of its class at different pressures and quicker return on investment**
- The OF series compressor package ensures that cooling water in-out temperature differential is only 8°C compared to other conventional systems of 14°C **Ensures lower thermal stress to the system, better fouling factor and lower cost of ownership**



## Consistent Air Quality

Consistent oil-free air meeting ISO8573-1 class 0 oil standards.

- Food grade coating is done where air contacts metal surface inside the compressor **Ensures consistent oil-free air without metal debris**
- Pipes have special e-coating **Ensures consistently clean and oil-free air**
- Optimized rotor clearances **Ensures consistent air delivery**



# UPTIME Design


## Intelligent control for consistent air quality And increased UPTIME

- Reliability of the entire system is ensured by using a dedicated programmable Logic Controller (PLC)
- The PLC uses more than 15 safety interlocks gathering input from analog and digital modules

### PLC - Optional with customized solutions

**Add on features:**

- DCS connectivity with Modbus
- Customized in-line with client requirement
- Shock pulse monitoring system

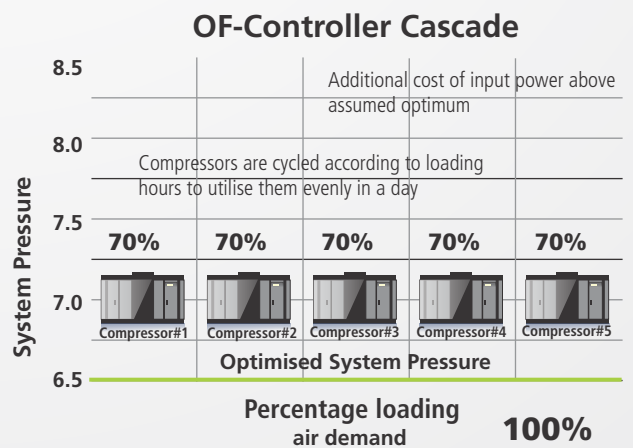
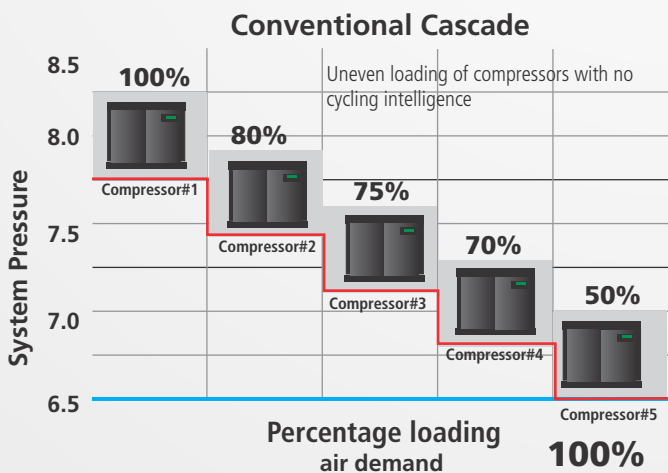
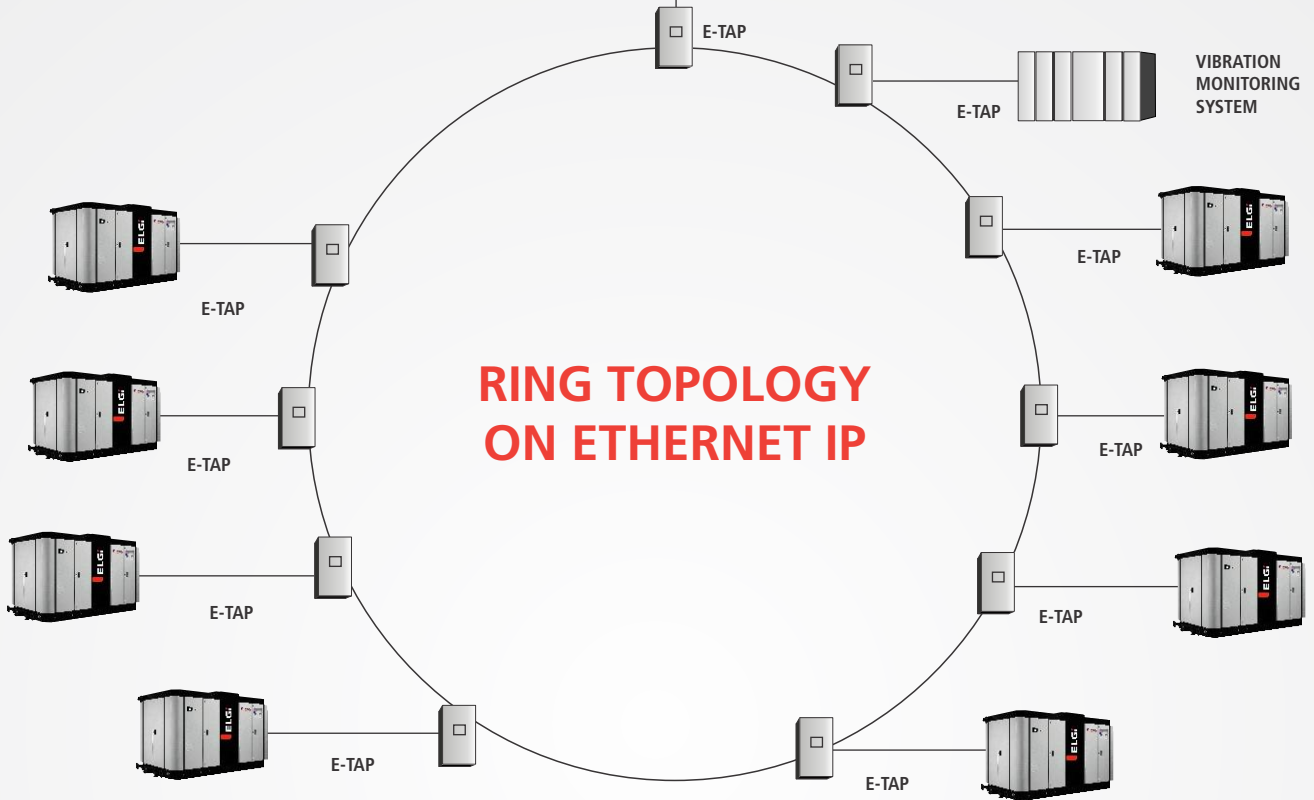


**OilFREE™**  
CLASS-0 ISO 8573-1




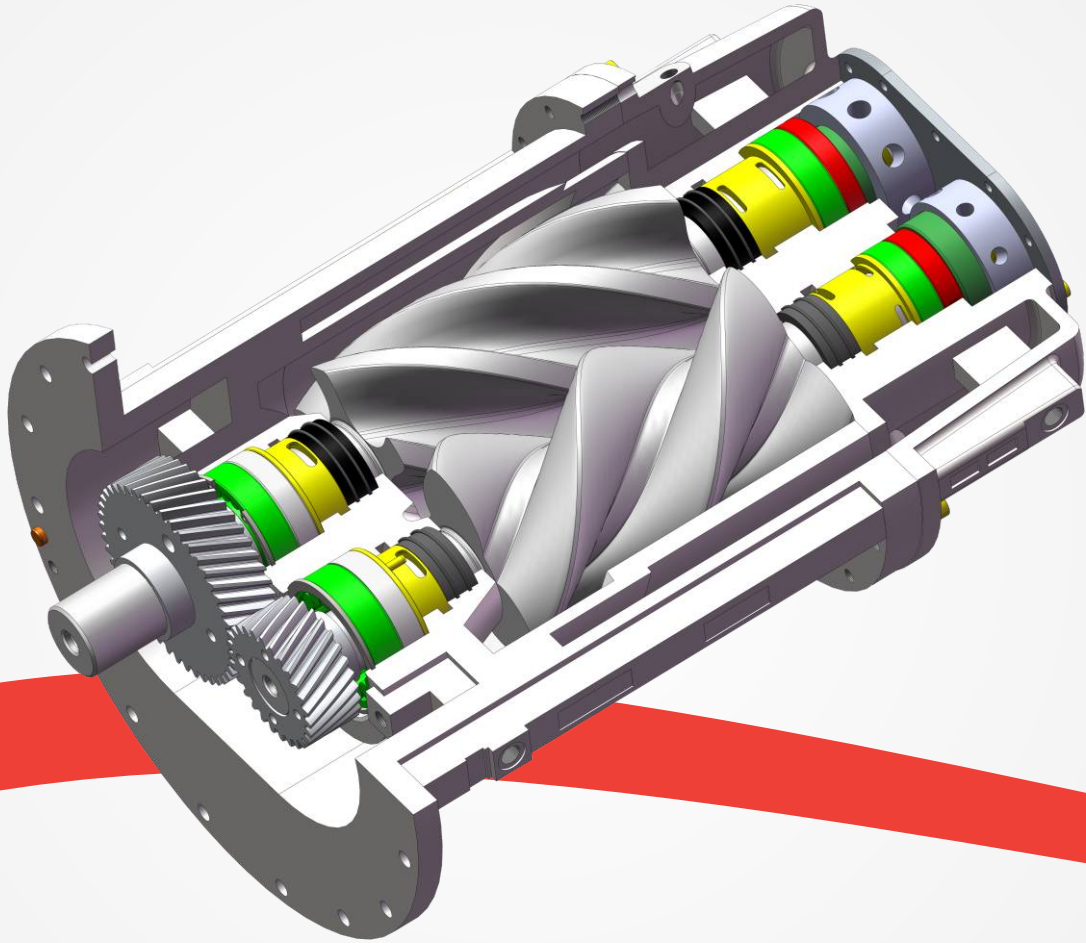


SCADA / CCP



# UPTIME Components

Every component in ELGi OF series starting from design, manufacturing till quality testing embody the philosophy of UPTIME ASSURANCE. The materials used ensure long life, reliability and ruggedness under wide ambient conditions to provide you with oil-free air for uninterrupted and seamless productivity.




## Bearings

- Special bearings running at relatively low speeds and high temperatures
- Optimized for oil free compressor speeds and temperatures considering the load and unload conditions.



## Oil-Seal

- Non-contact type Visco seals made of Bronze
- Helical grooves cut with helix direction opposite to rotor rotation to prevent oil entry into compression chamber



## Casing


- Completely coated with PP<sup>®</sup> coating (food grade)
- Water jackets are also coated with the same coating





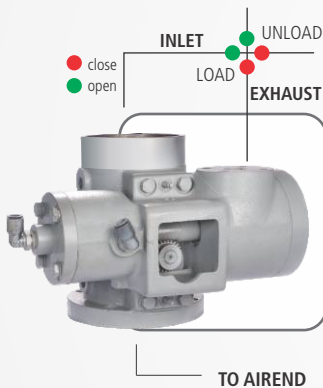
## Coolers

- Cupronickel coolers with water-in-tube system, designed for temperature difference of max. 8°C
- Least fouling factor in its kind with best thermal efficiency



## Rotor

- Patented eta-V profile with 3/5 lobe for high swept volume and lower pressure ratio
- Rotor operate at lower speed due to the patented profile and less inter-lobe Leakages
- Rotor and housing are coated with PTFE based food-grade PP<sup>®</sup> coating to resist corrosion and endure high temperatures up to 250° C. This results in optimum long term performance with no loss in efficiency.




## Capacity Control Valve

- Hydraulic rack and pinion type actuation
- Valve membrane made of stainless steel metal instead of elastomer
- More than one million cycles life tested
- Simultaneous closing of inlet valve and opening of blow-off valve by rack and pinion to ensure safety and air-end life
- Lesser maintenance compared to electrically actuated valves



## Air Seal

- Carbon impregnated SS floating type seals
- Axially locked by Belleville spring and radially locked by compressed air



## Oil Pump

- Separate motor powered oil pump ensures lubrication before and during start of machine (ensuring no dry running of gears and bearings)
- All oil tubing is made of Stainless Steel to increase reliability



## Timing Gears

- Helical gears, precision ground to DIN 4 quality and case hardened to minimize transmission losses and noise during operation
- Dynamically balanced to reduce vibrations by optimizing the loads on bearings and increase bearing life

# UPTIME Assurance

## Uptime Assurance Plan

**48<sup>+</sup>-hour parts availability»** Parts availability shouldn't be a limiting factor for your business. So all ELGi distributors stock high volumes of replacement filters and parts. However, if they don't have a specific part available, we'll ship it to you within 48<sup>+</sup> hours.

**Competitive parts pricing»** Genuine ELGi replacement parts and consumables (filters, oil etc.,) are key to protecting your OF series compressor and providing maximum uptime. That's why we offer them at competitive prices.

**Loaner machines<sup>\*</sup>** » If your compressor goes down, we'll have it repaired within 48<sup>+</sup>-hours or we can offer you use of a loaner machine while yours is being repaired.

**Customer Hotline»** When you have service questions, you want to speak to a person, not a machine. You also want that person to be local and knowledgeable. That's why our customer hotline is staffed by industry professionals who know our products, and your business.

\* Subject to conditions.



## ELGi's full range of After sales products and services



### Genuine Spares

For enhancing performance and product

# UPTIME<sup>TM</sup>

ASSURANCE



### Airend Exchange Program

For extending the life of your compressor



### Compressor Health Check System and Service Agreements

For ensuring complete peace of mind

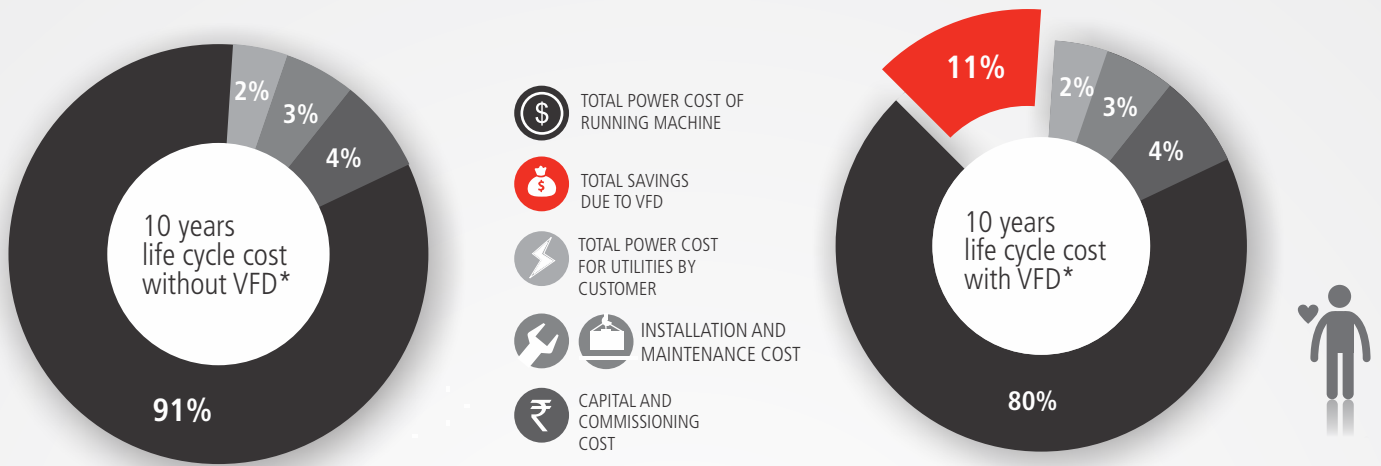


### Air Audit System

Path to reducing compressed air cost

# Improved Cost Of Ownership

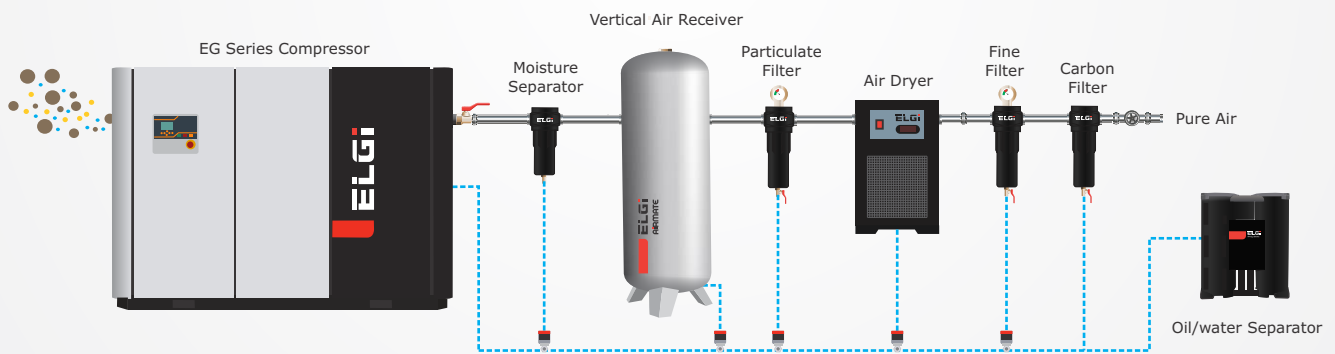
In addition to ensuring UPTIME, ELGi OF series is designed to deliver quick returns on capital invested by reducing the operating cost.



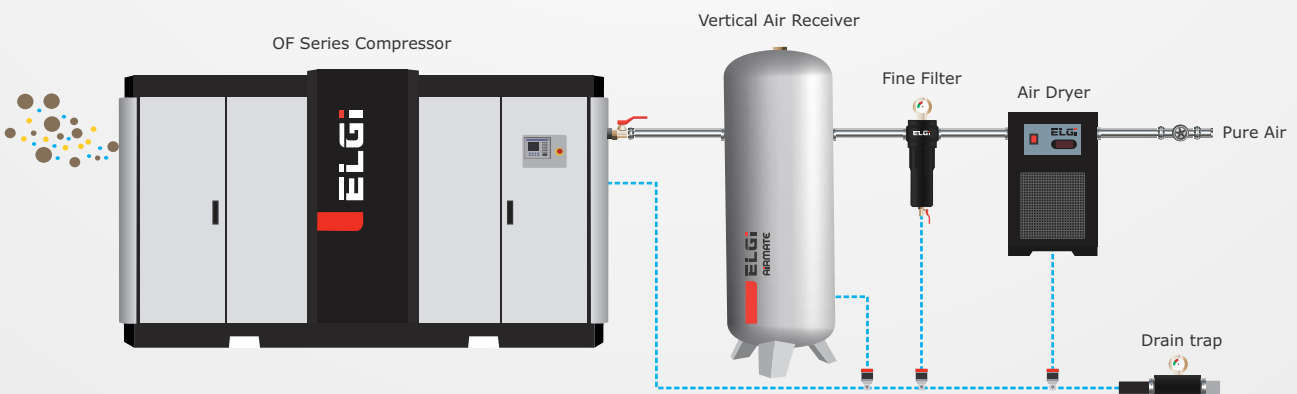
\* Cost based on OF 275-7 model with VFD. Values subject to change for different models

## Reduced Installation Cost

### Oil-Lubricated Compressed Air Supply System



### Oil-Free Compressed Air Supply System



# A Significant Value Addition

## Downstream Accessories

ELGi provides a wide range of air-cure solutions for specific down stream air requirements

**AIRMATE™**  
AIR ACCESSORIES



### Downstream filter

- Capacity : 19-1200 cfm
- Working pressure : 7-60 bar
- Filtration range: 1-3 microns



### Drain valves

- Working pressure : 7-13 bar



### Air receiver

- Capacity : 250-10000 ltrs.
- Working pressure : 7-60 bar
- Code of construction: ASME sec. VIII Div.I or IS 2825



### Refrigeration air dryer

- Capacity : 10-2000 cfm
- Working pressure : 7-60 bar
- Min. Dew point: +3°C. PDP

**WITH THE CONSERVE ENERGY  
SAVING ACCESSORIES AND AIRMATE  
DOWNSTREAM ACCESSORIES, ELGI  
IS STRIVING FOR A CLEAN, GREENER  
AND SUSTAINABLE FUTURE**

**CONSERVE™**  
ENERGY EFFICIENCY

# CONSERVE™ ENERGY SAVING ACCESSORIES

ENERGY EFFICIENCY

## Variable Frequency Drives (VFD)

The ELGi CONSERVE VFD matches the compressor output to air demand by varying motor speed and hence the power consumption of the compressor reduces in line with the reduction in demand. The VFD eliminates frequent load-unload cycle and minimizes power wastage there by saving energy cost.

A fixed speed compressor operates on a load unload band of at least 0.5 bar (g) around the working pressure whereas with ELGi VFD, compressor can be operated within a band of 0.1 bar (g). Since the compressor is not operated under higher than working pressure requirements, there is substantial energy saving. Approximately, For every 0.1 bar (g) reduction in operating pressure, there is 1% power saving.

In a fixed speed compressor with Star-Delta starter, starting current is as high as three times the full load current (FLC). With ELGi VFD, starting current is less than the FLC. This helps to avoid using higher ratings of allied components like fuses, MCCB, cable size, generator rating, isolators etc.

For compressed air systems with fluctuating demand pattern, return on additional capital investment due to energy saved can be within few months.

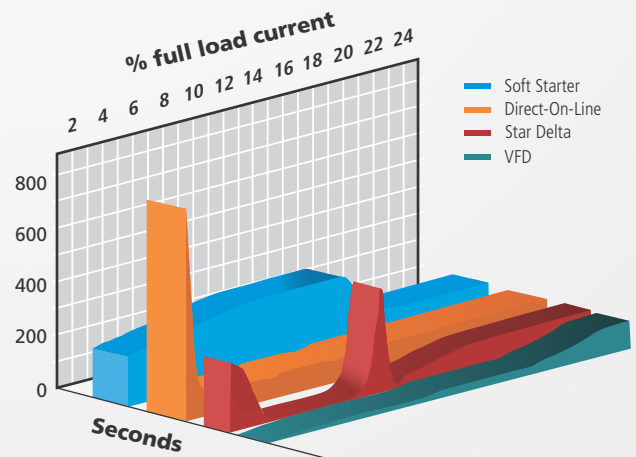
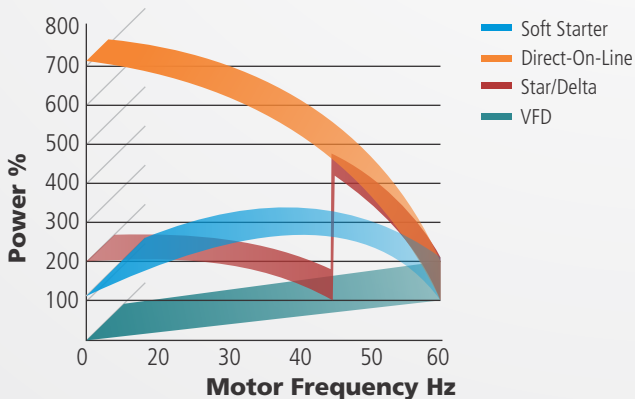
### Advantages:

#### Electrical:

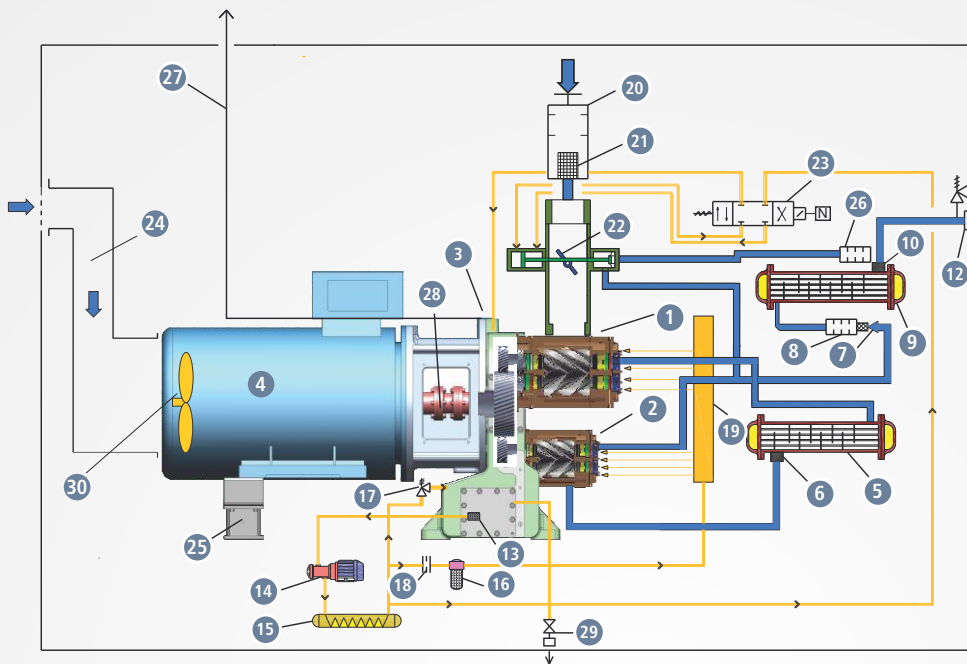
- Low starting current
- High efficiency
- Improved power factor
- Reduced maximum demand
- Inverter with Harmonics filter

#### Mechanical:

- Minimum maintenance
- Reduced mechanical wear
- Smooth start
- Smooth control



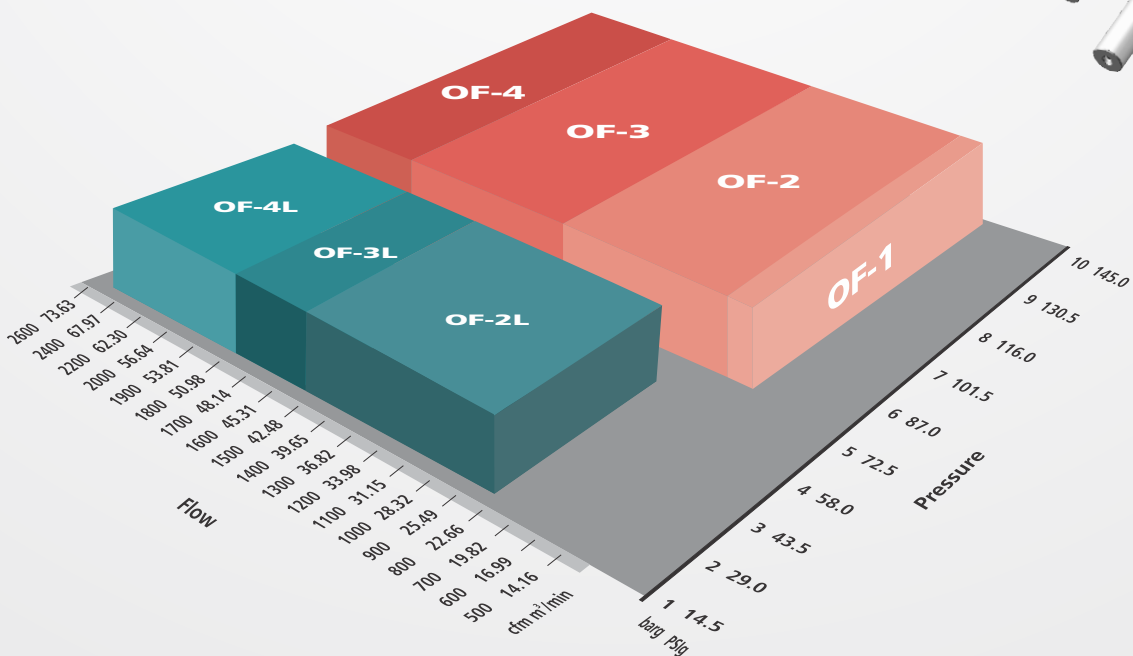

# Air and Oil Flow Diagram



— OIL FLOW  
— AIR FLOW

1. 1st stage air-end
2. 2nd stage air-end
3. Gear casing
4. Main motor
5. Intercooler
6. Mist separator
7. Check valve
8. Discharge silencer
9. Aftercooler
10. Mist separator
11. Safety valve
12. Discharge flange
13. Oil strainer
14. Oil pump
15. Oil cooler
16. Oil filter
17. Oil pressure regulator
18. Orifice plate
19. Oil header
20. Suction box panel
21. Intake air filter
22. Suction butterfly valve
23. 4-way solenoid valve
24. Ventilating air intake duct
25. Motor support
26. Blow-off silencer
27. Gear casing vent
28. Coupling
29. Oil drain valve
30. Motor fan

## ELGI - Oil Free Product Family



# Oil Free Water Cooled Models

## 415V/380V-50Hz



Model	Nominal Power	FAD		Cooling Water Flow	Dimension	Weight
	kW	cfm	m <sup>3</sup> /min	lpm	L x W x H (mm)	Kg
<b>7 bar(g) Working Pressure</b>						
OF-90	90	575	16.2	200	2955 x 1650 x 1850	4500
OF-110	110	678	19.1	233	2955 x 1650 x 1850	4500
OF-135	132	863	24.4	255	2955 X 1650 X 1850	4900
OF-145	160	883	24.9	305	2955 X 1650 X 1850	4900
OF-170	160	1080	30.5	400	2955 X 1650 X 1850	4900
OF-200E	200	1253	35.4	390	3500 X 1650 X 2050	6350
OF-200	200	1363	38.5	390	3500 X 1850 X 2050	6350
OF-210	250	1469	41.5	460	3500 X 1850 X 2050	6350
OF-250	250	1521	43.0	500	3500 X 1850 X 2050	6350
OF-265	275	1663	47.0	570	3500 X 1850 X 2050	6350
OF-275	275	1715	48.5	590	3500 X 1850 X 2050	6350
OF-300	315	1839	52.0	635	3500 X 1850 X 2050	6350
OF-355	355	2003	56.6	680	4200 X 2100 X 2550	9500
OF-400	400	2263	64.0	730	4200 X 2100 X 2550	9500
OF-450	450	2518	71.2	770	4200 X 2100 X 2550	9500
<b>8 bar(g) Working Pressure</b>						
OF-90	90	508	14.3	200	2955 x 1650 x 1850	4500
OF-110	110	603	17.0	233	2955 x 1650 x 1850	4500
OF-135	132	803	22.7	255	2955 X 1650 X 1850	4900
OF-145	160	818	23.1	305	2955 X 1650 X 1850	4900
OF-170	160	993	28.0	400	2955 X 1650 X 1850	4900
OF-200	200	1253	35.4	390	3500 X 1650 X 2050	6350
OF-210	250	1383	39.1	460	3500 X 1850 X 2050	6350
OF-250	250	1423	40.2	500	3500 X 1850 X 2050	6350
OF-265	275	1563	44.2	570	3500 X 1850 X 2050	6350
OF-275	275	1613	45.6	590	3500 X 1850 X 2050	6350
OF-300	315	1708	48.3	635	3500 X 1850 X 2050	6350
OF-355	355	1988	56.2	680	4200 X 2100 X 2550	9500
OF-400	450	2263	64.0	730	4200 X 2100 X 2550	9500
OF-450	500	2513	71.1	770	4200 X 2100 X 2550	9500
<b>8.8 bar(g) Working Pressure</b>						
OF-90	90	483	13.6	200	2955 x 1650 x 1850	4500
OF-110	110	568	16.0	233	2955 x 1650 x 1850	4500
OF-135	132	753	21.2	255	2955 X 1650 X 1850	4900
OF-145	160	778	21.9	305	2955 X 1650 X 1850	4900
OF-170	160	953	26.9	400	2955 X 1650 X 1850	4900
OF-200	200	1233	34.8	390	3500 X 1650 X 2050	6350
OF-210	250	1328	37.5	460	3500 X 1850 X 2050	6350
OF-250	250	1368	38.7	500	3500 X 1850 X 2050	6350
OF-265	275	1458	41.2	570	3500 X 1850 X 2050	6350
OF-275	275	1558	44.0	590	3500 X 1850 X 2050	6350
OF-300	315	1653	46.7	635	3500 X 1850 X 2050	6350
OF-355	400	1988	56.2	680	4200 X 2100 X 2550	9500
OF-400	450	2263	64.0	730	4200 X 2100 X 2550	9500
OF-450	500	2513	71.1	770	4200 X 2100 X 2550	9500

# Oil Free Water Cooled Models

## 415V/380V-50Hz



Model	Nominal Power	Working Pressure	FAD		Cooling Water Flow	Dimension	Weight
	kW		bar (g)	cfm			
<b>1.5 bar(g) Working Pressure</b>							
OF-90 L	90	1.5	1116	31.6	180	3154 x 1650 x 1929	4250
OF-110-L	110	1.5	1438	40.7	230	3154 x 1650 x 1929	4600
OF-132-L	132	1.5	1760	49.8	265	3154 x 1650 x 1929	4600
OF-200-L	200	1.5	2585	73.2	400	3700 x 2100 x 2400	8000
<b>2.0 bar(g) Working Pressure</b>							
OF-90 L	90	2.0	1061	30.0	180	3154 x 1650 x 1929	4250
OF-110-L	110	2.0	1101	31.2	230	3154 x 1650 x 1929	4250
OF-132-L	132	2.0	1571	44.5	265	3154 x 1650 x 1929	4600
OF-160-L	160	2.0	1734	49.1	285	3154 x 1650 x 1929	4600
OF-200-L	200	2.0	2601	73.7	400	3700 x 2100 x 2400	8000
<b>2.5 bar(g) Working Pressure</b>							
OF-90 L	90	2.5	969	27.4	180	3154 x 1650 x 1929	4250
OF-110-L	110	2.5	1068	30.2	230	3154 x 1650 x 1929	4250
OF-132-L	132	2.5	1250	35.4	265	3154 x 1650 x 1929	4600
OF-160-L	160	2.5	1556	44.1	285	3154 x 1650 x 1929	4600
OF-200-L	200	2.5	1989	56.3	360	3700 x 2100 x 2400	8000
OF-250-L	250	2.5	2570	72.8	450	3700 x 2100 x 2400	8000
<b>3.0 bar(g) Working Pressure</b>							
OF-90 L	90	3.0	875	24.8	180	3154 x 1650 x 1929	4250
OF-110-L	110	3.0	964	27.3	230	3154 x 1650 x 1929	4250
OF-132-L	132	3.0	1081	30.6	230	3154 x 1650 x 1929	4600
OF-160-L	160	3.0	1379	39.1	285	3154 x 1650 x 1929	4600
OF-200-L	200	3.0	1663	47.1	350	3700 x 2100 x 2400	8000
OF-250-L	250	3.0	1969	55.8	410	3700 x 2100 x 2400	8000
OF-300-L	315	3.0	2545	72.1	520	3700 x 2100 x 2400	8000

### Note:

- Free Air Delivery (FAD) are tested as per ISO 1217 : 2009 - Annex C
- FAD indicated is for the full package measured at the outlet
- The water inlet pressure min to max is 2 bar(g) to 3.5 bar(g)
- The cooling water temperature rise is 8°C
- Weight indicated is approximate and actual can vary significantly
- Due to continuous improvements, specifications are subject to change without prior notice
- Displayed here is the standard range. For customized packages with different voltages, medium and high voltage motor, pressure variants (4.5 - 10 bar g for two stage machines), please contact our nearest sales office
- All standard packages can be offered with built in VFD. Please contact our nearest sales office for specifications and turndown details
- All mentioned packages are water cooled models only.
- The ambient temperature operating conditions -5°C to 45°C
- All motors can be supplied for various country standards like ABNT, NEMA and IEC however packages(dimension & weight) may vary



# Oil Free Air Cooled Models

## 415V/380V-50Hz



Model	Nominal Power	Free Air Delivery (FAD)		Installed Fan motor	Dimension	Weight
	kW	cfm	m <sup>3</sup> /min	kW	L x W x H (mm)	Kg
<b>7.0 bar(g) Working Pressure</b>						
OF 45 A	45	235	6.7	2.9	2200 x 1250 x 2000	2600
OF 55 A	55	295	8.4	2.9	2200 x 1250 x 2000	2600
OF 75 A	75	410	11.61	2.9	2200 x 1250 x 2000	2600
OF 90 A	90	568	16.08	2.8	2950 x 1850 x 2270	4800
OF 110 A	110	654	18.52	2.8	2950 x 1850 x 2270	4800
OF 135 A	132	855	24.21	7.4	2950 x 1850 x 2270	5750
OF 145 A	160	889	25.17	7.4	2950 x 1850 x 2270	5750
OF 170 A	160	1050	29.73	7.4	2950 x 1850 x 2270	5750
OF 200 A	200	1307	37.0	15.0	5200 x 2000 x 2050	7042
OF 210 A	250	1428	40.4	15.0	5200 x 2000 x 2050	7042
OF 250 A	250	1481	41.9	15.0	5200 x 2000 x 2050	7930
OF 265 A	275	1597	45.2	15.0	5200 x 2000 x 2050	7930
OF 275 A	315	1645	46.6	15.0	5200 x 2000 x 2050	7930
OF 300 A	315	1741	49.3	15.0	5200 x 2000 x 2050	7930
<b>8.0 bar(g) Working Pressure</b>						
OF 90 A	90	509	14.41	2.8	2950 x 1850 x 2270	4800
OF 110 A	110	592	16.76	2.8	2950 x 1850 x 2270	4800
OF 135 A	132	793	22.46	7.4	2950 x 1850 x 2270	5750
OF 145 A	160	824	23.33	7.4	2950 x 1850 x 2270	5750
OF 170 A	160	999	28.29	7.4	2950 x 1850 x 2270	5750
OF 200 A	200	1208	34.2	15.0	5200 x 2000 x 2050	7042
OF 210 A	250	1346	38.1	15.0	5200 x 2000 x 2050	7042
OF 250 A	250	1388	39.3	15.0	5200 x 2000 x 2050	7930
OF 265 A	275	1504	42.6	15.0	5200 x 2000 x 2050	7930
OF 275 A	275	1550	43.9	15.0	5200 x 2000 x 2050	7930
OF 300 A	315	1641	46.5	15.0	5200 x 2000 x 2050	7930
<b>8.8 bar(g) Working Pressure</b>						
OF 45 A	45	190	5.4	2.9	2200 x 1250 x 2000	2600
OF 55 A	55	257	7.3	2.9	2200 x 1250 x 2000	2600
OF 75 A	75	360	10.2	2.9	2200 x 1250 x 2000	2600
OF 90 A	90	485	13.73	2.8	2950 x 1850 x 2270	4800
OF 110 A	110	560	15.86	2.8	2950 x 1850 x 2270	4800
OF 135 A	132	754	21.35	7.4	2950 x 1850 x 2270	5750
OF 145 A	160	785	22.23	7.4	2950 x 1850 x 2270	5750
OF 170 A	160	957	27.10	7.4	2950 x 1850 x 2270	5750
OF 200 A	200	1198	33.9	15.0	5200 x 2000 x 2050	7042
OF 210 A	250	1297	36.7	15.0	5200 x 2000 x 2050	7042
OF 250 A	250	1337	37.9	15.0	5200 x 2000 x 2050	7930
OF 265 A	275	1405	39.8	15.0	5200 x 2000 x 2050	7930
OF 275 A	275	1495	42.3	15.0	5200 x 2000 x 2050	7930
OF 300 A	315	1588	45.0	15.0	5200 x 2000 x 2050	7930

# Oil Free Water Cooled Models

## 460V-60Hz



Model	Nominal Power	FAD		Cooling Water Flow	Dimension	Weight
	HP	cfm	m <sup>3</sup> /min	Gallons/min	L x W x H (Inches)	lbs
<b>100 psi(g) Working Pressure</b>						
OF-90	125	549	15.5	32	116 x 65 x 73	9920
OF-110	150	669	18.9	37	116 x 65 x 73	9920
OF-135	200	860	24.4	41	116 x 65 x 73	10800
OF-145	200	880	24.9	48	116 x 65 x 73	10800
OF-170	250	1077	30.5	63	116 x 65 x 73	10800
OF-200	300	1351	38.3	62	138 x 65 x 81	14000
OF-210	300	1468	41.6	73	138 x 73 x 81	14000
OF-250	300	1509	42.7	79	138 x 73 x 81	14000
OF-265	350	1654	46.8	90	138 x 73 x 81	14000
OF-275	350	1688	47.8	94	138 x 73 x 81	14000
OF-300	400	1809	51.2	101	138 x 73 x 81	14000
OF-355	450	1935	54.8	180	165 x 83 x 100	20944
OF-400	500	2443	69.2	201	165 x 83 x 100	20944
<b>115 psi(g) Working Pressure</b>						
OF-90	125	505	14.3	32	116 x 65 x 73	9920
OF-110	150	619	17.5	37	116 x 65 x 73	9920
OF-135	200	800	22.7	41	116 x 65 x 73	10800
OF-145	200	815	23.1	48	116 x 65 x 73	10800
OF-170	250	990	28.0	63	116 x 65 x 73	10800
OF-210	300	1376	39.0	73	138 x 65 x 81	14000
OF-250	300	1416	40.1	79	138 x 73 x 81	14000
OF-265	350	1550	43.9	90	138 x 73 x 81	14000
OF-275	350	1602	45.4	94	138 x 73 x 81	14000
OF-300	400	1680	47.6	101	138 x 73 x 81	14000
OF-355	450	1929	54.6	180	165 x 83 x 100	20944
OF-400	500	2333	66.1	201	165 x 83 x 100	20944
<b>125 psi(g) Working Pressure</b>						
OF-90	125	480	13.6	32	116 x 65 x 73	9920
OF-110	150	581	16.5	37	116 x 65 x 73	9920
OF-135	200	750	21.2	41	116 x 65 x 73	10800
OF-145	200	775	21.9	48	116 x 65 x 73	10800
OF-170	250	950	26.9	63	116 x 65 x 73	10800
OF-210	300	1327	39.6	73	138 x 65 x 81	14000
OF-250	300	1366	38.7	79	138 x 73 x 81	14000
OF-265	350	1414	40.9	90	138 x 73 x 81	14000
OF-275	350	1506	42.6	94	138 x 73 x 81	14000
OF-300	400	1646	46.6	101	138 x 73 x 81	14000
OF-355	450	1929	54.6	180	165 x 83 x 100	20944
OF-400	500	2275	64.4	201	165 x 83 x 100	20944

1 : OF - 90 NEMA spec motor nominal power is 125 HP

- Free Air Delivery (FAD) are tested as per ISO 1217 : 2009 - Annex C
- FAD indicated is for the full package measured at the outlet
- The water inlet pressure min to max is 14.3 psi to 36 psi
- The cooling water temperature rise is 14°F
- Weight indicated is approximate and actual can vary significantly
- Displayed here is the standard range. For customized packages with different voltages , medium and high voltage motor, pressure variants (50 - 130 psi for two stage machines), please contact our nearest sales office
- All standard packages can be offered with built in VFD. Please contact our nearest sales office for specifications and turndown details
- All mentioned packages are water cooled models only
- The ambient temperature operating conditions 23°F to 113°F
- All motors can be supplied for various country standards like ABNT, NEMA and IEC however packages(dimension & weight) may vary
- Due to continuous improvements, specifications are subject to change without prior notice



# Oil Free Air Cooled Models

## 460V/440V/380V-60Hz



Model	Nominal Power	Free Air Delivery (FAD)		Installed Fan motor	Dimension	Weight
	hp	cfm	m <sup>3</sup> /min	hp	L x W x H (in)	lbs
<b>100 psi(g) Working Pressure</b>						
OF 45 A	60	235	6.7	3.9	86.6 x 49.2 x 78.7	5732
OF 55 A	75	295	8.4	3.9	86.6 x 49.2 x 78.7	5732
OF 75 A	100	410	11.61	3.9	86.6 x 49.2 x 78.7	5732
OF 90 A	150	549	16.08	4.2	116.14 x 72.84 x 89.37	10582
OF 110 A	150	660	18.52	4.2	116.14 x 72.84 x 89.37	10582
OF 135 A	200	855	24.21	9.9	116.14 x 72.84 x 89.37	12677
OF 145 A	200	889	25.17	9.9	116.14 x 72.84 x 89.37	12677
OF 170 A	250	1050	29.73	9.9	116.14 x 72.84 x 89.37	12677
<b>115 psi(g) Working Pressure</b>						
OF 90 A	150	505	14.30	4.2	116.14 x 72.84 x 89.37	10582
OF 110 A	150	592	16.76	4.2	116.14 x 72.84 x 89.37	10582
OF 135 A	200	793	22.46	9.9	116.14 x 72.84 x 89.37	12677
OF 145 A	200	824	23.33	9.9	116.14 x 72.84 x 89.37	12677
OF 170 A	250	999	28.29	9.9	116.14 x 72.84 x 89.37	12677
<b>125 psi(g) Working Pressure</b>						
OF 45 A	60	190	6.7	3.9	86.6 x 49.2 x 78.7	5732
OF 55 A	75	253	8.4	3.9	86.6 x 49.2 x 78.7	5732
OF 75 A	100	360	12.0	3.9	86.6 x 49.2 x 78.7	5732
OF 90 A	150	480	13.59	4.2	116.14 x 72.84 x 89.37	10582
OF 110 A	150	560	15.86	4.2	116.14 x 72.84 x 89.37	10582
OF 135 A	200	754	21.35	9.9	116.14 x 72.84 x 89.37	12677
OF 145 A	200	785	22.23	9.9	116.14 x 72.84 x 89.37	12677
OF 170 A	250	957	27.10	9.9	116.14 x 72.84 x 89.37	12677

**Note:**

- Free Air Delivery (FAD) are tested as per ISO 1217 : 2009 - Annex C
- FAD indicated is for the full package measured at the outlet
- Weight indicated is approximate and actual can vary significantly
- Due to continuous improvements, specifications are subject to change without prior notice
- Displayed here is the standard range. For customized packages with different voltages, medium and high voltage motor, please contact our nearest sales office
- All standard packages can be offered with built in VFD. Please contact our nearest sales office for specifications and turndown details
- The ambient temperature operating conditions -5°C to 45°C



# Compressed air solutions for all sustainable air needs



**Oil-Free Series Screw**  
90 - 450 kW / 480 - 2515 cfm



**EG Series Rotary Screw**  
11 - 250 kW / 47 - 1612 cfm



**EN Series Rotary Screw**  
2.2 - 75 kW / 8.0 - 469 cfm



**Electric Portable (Trolley)**  
22 - 75 kW / 131 - 490 cfm



**Diesel portable (Trolley)**  
185 - 1100 cfm / 100 - 300 psi



**Diesel Portable (Skid)**  
475 - 1500 cfm / 150 - 400 psi



**Oil-free Recip**  
1.0 - 75 HP / 1.8 - 300 cfm



**Oil-lubricated Recip**  
1.0 - 40 HP / 2.0 - 128 cfm

## OVERSEAS OFFICES:

**Bangladesh:** ELGI Equipments Limited, 5th Floor, Planners Tower, Level: 5 Suite: 8-13, 13/ABir Uttam CR Datt Road, Sonargaon, Dhaka-1000. Bangladesh.  
T: 880-9671453-65, F: 880-28616148, E: bangladesh-enquiry@elgi.com

**Malaysia:** ELGI Equipments Limited, No 2A-4-6, Jalan Jubli Perak, 22/1, Section 22, 40400, Shah Alam, Malaysia, T: +603 55693544, F: +603-55693544,  
E: malaysia-enquiry@elgi.com, w: www.elgi.com.my

**Srilanka:** S.G. Arcade, 2nd Floor, No.441, Sri Sangaraja Mawatha, Colombo-10, T: 00 - 94-11-2392425, F: 00-94-11-4737412. E: elgisupport@slnet.lk

**Thailand:** ELGI Equipments Limited, 223/66 Country Complex A 14th Floor, Sanphawut Road, Bangna Bangkok - 10260. T: +6627455160  
E: thailand-enquiry@elgi.com, w: www.elgi.co.th

## WHOLLY OWNED SUBSIDIARIES

**Australia:** ELGI Equipments Australia Pvt Ltd., 38. Richland Avenue, Coopers Plain QLD 4108 Australia. T: +61-7-3106 0589, F: +61-7-3106 0537,  
E: Enquiry@elgi.com.au, w: www.elgi.com.au

**Brazil:** ELGI Compressores Do Brasil Ltd., Av. Emilio Checchinato, 4195 - B: Cep : 13295 - 000, Bairro: Sao Roque da Chave: Itupeva - SP, Brazil.  
T: 44965519, 44966611, E: contacto@elgi.com.br, w: www.elgi.br

**China:** ELGI Equipments (Zhejiang) Limited, No.232, Yunhai Road, Economic Development Zone, Jiaxing 314033 P. R. China T: +86-573-82079100  
Hotline: 400-826-3585, E: enquiry.cn@elgi.com, w: www.elgi.com.cn

**Indonesia:** PT ELGI Equipments Indonesia, Kawasan Pergudangan, BIZPARK Commercial Estate, Pulogadung Jl. Raya Bekasi KM 21, 5 Blok A3 No. 12, Kel. Rawa Terate, Kec. Cakung, Pulogadung Jakarta Timur 13920. T: +62-21-46822216, 46827388, E: indonesia-enquiry@elgi.com, w: www.elgi.co.id

**Italy:** ELGI Compressors Italy S.r.l., Rome(RM), Via Del Babuino 51, 00187 : ROTAIR Spa, Via Bernezzo 67, 12023 Caraglio (CN), Italy. T: +39 0171619676,  
F: +39 0171619677, E: info@rotairspa.com

**Middle East:** ELGI Gulf (FZE), P.O. Box: 120695, Q4-081, SAIF Zone, Sharjah, U.A.E. T: +971 6 557 9970, F: + 971 6 557 9980, E: gulfenquiry@elgi.com

**USA:** ELGI Compressors USA, Inc. 3335 Pelton Street, Charlotte, NC 28217 T: (704) 943-7966, E: usa.sales@elgi.com, usa.service@elgi.com, w: www.elgi.us

# ELGI

**ELGI EQUIPMENTS LIMITED**

**CORPORATE OFFICE:** Trichy Road, Singanallur, Coimbatore - 641005,

T: +91-422-2589555, E: enquiry@elgi.com, w: www.elgi.com

Toll-free no: **1800-425-3544** (applicable only for India)

Distributed by

