



Drilling Profits

- ◆ Construction ◆ Mining ◆ Oil & Gas Exploration
- ◆ Water-well Drilling

ELGi

Always Better.

UPTIMETM
ASSURANCE



CIN: L29120TZ1960PLC000351

www.elgi.com

185 - 1500 cfm / 100 - 400 psi



A Tradition of Reliability

ELGi, established in 1960, designs and manufactures a wide range of air compressors. The company has gained its reputation for design and manufacture of screw compressors through strategic partnerships and continuous research and development. Over the years, it has emerged as a multi-product, multi-market enterprise providing total compressed air solutions in all segments. ELGi's design capabilities translated into a wide range of products ranging from oil-lubricated and oil-free rotary screw compressors, reciprocating compressors and centrifugal compressors. ELGi has its own manufacturing operations in India, Italy and USA with subsidiaries in Australia, Brazil, UAE and Indonesia. The company is fast expanding its global footprint attracting distributors and customers with its latest generation products.



Robust Infrastructure

ELGi has modern manufacturing facilities equipped with advanced high precision grinding machines, turning centres and CNC horizontal and vertical machining centres. Screw airends are manufactured with the latest rotor grinding technology, coupled with measurement technology to maintain precise manufacturing tolerances. ELGi's manufacturing plants are both ISO and EOHS certified. The products are manufactured under controlled environment to ensure that its quality continues to meet the highest standards.



Innovative Technology

Screw Compressor elements are manufactured in-house using state-of-the-art machining centres for rotor grinding and machining castings of various sizes. ELGi's own eta-V profile rotors ensure energy-efficient compressed air supply for all demanding applications. ELGi is one of the few companies capable of manufacturing wide range of airends and compressor packages in the world. ELGi's patent portfolio is a testament to the company's continuous research and innovation capability



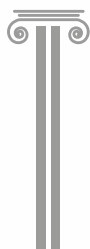
AIR UP.

UPTIME™ comes standard on every PG Series Compressor



UPTIME Design

This speaks to the engineering and design of our products. Our R&D is dedicated to designing machines that run cooler, cleaner and longer... that are easy to service... with longer service intervals.



UPTIME Components

For so many of our customers, seeing is believing. They know a quality-built machine when they see it. That's why every part on a ELGi compressor is a quality part. From our proprietary air ends, to our use of leak-free hoses and piping.



UPTIME Assurance

Here is where we back our pledge. Our industry leading warranties, parts availability and call centers staffed by experts assure peace-of-mind to our customers.

SEEING IS BELIEVING

At ELGi, we're changing the way you look at compressed air systems.

**It's no longer just about delivering air.
It's about delivering UPTIME.**

ELGi has a legacy of providing reliable compressed air solution for the construction, mining, water-well drilling and oil & gas industries for over four decades. Drilling is both technically demanding and commercially challenging in these industries. For drilling small to large blast holes, the compressors should meet the critical requirements of high-speed, reliable performance and economy in drilling operations. ELGi compressors have proved to be a good choice to meet these demands. With faster drilling, it ensures higher productivity at lower drilling cost-per-foot.

The compressors are available in diesel/electric powered versions. They have broad usage in diverse applications that include DTH drilling, oil & gas exploration, tunneling, pigging, sand blasting quarrying, piling, laying of fibre cables, road and bridge construction.



Applications



Blast hole drilling



Uranium hole blowing



Coal mining



Marble mining



Exploratory drilling



Stone mining



Mining in dead sea



High pressure compressor for crawler drilling



Energy-efficient Eta-V profile airend

All ELGi rotary screw airends feature its energy saving eta-V rotor profile that are designed to ensure maximum energy efficiency. Every ELGi screw compressor hence quickly pays for itself through significant savings in energy costs.

Robust enclosure

Industrial grade steel and powder coated canopy

Industrial grade steel and powder coated canopy comes as a standard fit for maximum corrosion protection and durability. Its unique cool-box design allows cool air to enter the rear of the compressor (in closed door operation) and wash over internal components, keeping internal temperature low and prolonging component life.

Stability

Robust trolley

ELGi trolley compressors are designed to be stable even on bad roads. Equipped with over run brakes, the compressor ensures safe towing. Parking brakes are provided as standard feature in all models to ensure safe parking.



High maneuverability

Compact build

Due to compactness, the compressor provides maximum maneuverability and allows short radius turns. The heavy duty construction of the compressor also benefits the customer with high gradeability enabling wobble-free movement on slopes.



Greater fuel-efficiency

International warranty engines

ELGi line of diesel powered screw compressors are powered by international warranty engines, that are engineered to provide better fuel-economy and low emissions in its class. Equipped with these engines, the compressors provide the customers with durable performance at low cost of ownership.



User-friendly

Centralised control panel

All major instrument controls and monitoring systems are grouped together on this panel. Operators can check on the operating status using a combination of easy-to-use instruments and digital readouts on the control panel. The digital panel also displays warning and shutdown messages if it detects abnormal conditions.

Air delivery matched to demand

Variable capacity control

The 0-100% stepless variable capacity control reduces fuel consumption and operating costs. End use air consumption controls the opening and closing of the butterfly valve, thereby regulating inlet air suction and matching engine speed to air demand.



Effective cooling

Aluminum oil coolers

Aluminium oil coolers are used for better heat dissipation even in a compact construction.



Increased operational life

Two-stage air intake filters

The filtration system in two-stages prevents dust from entering the compressor and the engine. The compressor is hence ideal for operations in dusty conditions.




Ease of maintenance and service

Wider access

The quick and easy access to the routine maintenance components allows drastic reduction in service time. Elements like air filters and valves can easily be reached through service doors. The service doors with cam lock/swing door arrangement enable the operator to perform maintenance with ease and less operator fatigue.



- 
- A background image of an industrial facility at night, with tall distillation columns and piping illuminated by bright lights.
- Construction ▪ Mining ▪ Oil & Gas Exploration
 - Water-well Drilling

Applications

- Jack hammer / cleaning / pilling / pole fixing / tunnelling / breaker / reverting / wire saw /ld4 **(185 - 650 cfm at 100 psi)**
- Sand blasting / guniting / blasting / painting **(300 - 750 cfm at 100 - 150 psi)**
- Pigging / pipeline laying / dewatering / mud handling / cement / ash transfer **(300 - 650 cfm at 200 psi)**
- 3" - 4½" DTH drilling for pneumatic and hydraulic track & wagon drill **(300 - 900 cfm at 175 - 250 psi)**
- 6½" DTH drilling in open mines **(550 - 1500 cfm at 200 - 400 psi)**
- CBM drilling / off shore drilling / oil /gas exploration drilling **(900 - 1100 cfm @ 350 psi)**
- Optical cable laying - **(400 cfm at 175 psi with after cooler)**
- Electrical portable - **(131 - 500 cfm at 100 - 135 psi)**



World's first single-stage high pressure compressor at 250 psig

'Preferred supplier' of compressed air systems for the global supplier of cements in the Asia Pacific Region (APAC)

Eco-friendly alternative with electric powered compressors



ELGi's electric trolley compressor has set a new standard in portable compressor performance. The electric powered units are ideal where electricity is available, and in work environments where quiet and emission-free conditions are required. The compressor is equipped with an electric system, powered by a three-phase TEFC squirrel cage motor with 'F' class insulation. All models have easy access for operation and routine maintenance as standard with user-friendly control panels. These compact units suit not only standard pressure applications such as powering breakers and tools in marble, granite and blue metal quarries, but also more specialized uses including sand blasting, pigging, drilling, optical fibre blowing etc.



ELGi's full range of after sales products and services



Genuine Spares

For enhancing performance and productivity



Compressor Health Check System

For keeping compressed air systems fit

UPTIMETM
ASSURANCE



Lubricants

For reliability and long service life



Service Agreements

For ensuring complete peace of mind

Trust, Fairness
and Assurance

Technical Specification

| Model | FAD | | Pressure | | Engine | Dimensional Data (mm) | | | Weight |
|---|--------|------|----------------|---------|-----------------------|-----------------------|-----------------|---------|----------|
| | m³/min | cfm | kgf/cm² | psi g | | Length | Width | Height¹ | Dry (kg) |
| Diesel Powered - Two Wheel Trolley Mounted Compressors | | | | | | With tow bar | Without tow bar | | |
| PG 185 - 100 | 5.20 | 185 | 7.0 | 100 | V2403-M, Kubota | 2910 | 1854 | 1490 | 860 |
| PG 300 - 100 | 8.50 | 300 | 7.0 | 100 | 4BT, 3.9 Cummins | 3275 | 2315 | 1680 | 1500 |
| PG 300 - 100 | 8.50 | 300 | 7.0 | 100 | W04D, Ashok Leyland | 3275 | 2300 | 1680 | 1780 |
| PG 300 - 150 | 8.50 | 300 | 10.5 | 150 | W04CT, Ashok Leyland | 3275 | 2300 | 1680 | 1780 |
| PG 400 - 100 | 11.33 | 400 | 7.0 | 100 | W04CT, Ashok Leyland | 3275 | 2300 | 1680 | 1780 |
| PG 350 - 200 | 9.91 | 350 | 14.1 | 200 | 6BTA, Cummins | 3970 | 3075 | 1860 | 2165 |
| PG 380 - 200 | 10.76 | 380 | 14.1 | 200 | 6BTA, Cummins | 4275 | 3380 | 1860 | 2165 |
| PG 400 - 150 | 11.33 | 400 | 10.5 | 150 | 6BTA, Cummins | 4275 | 3380 | 1860 | 2165 |
| PG 400 - 175 | 11.33 | 400 | 12.3 | 175 | 6BTA, Cummins | 3970 | 3075 | 1860 | 2165 |
| PG 400 - 175 (with AC²) | 11.33 | 400 | 12.3 | 175 | 6BTA, Cummins | 3970 | 3075 | 1860 | 2165 |
| PG 450 - 150 | 12.74 | 450 | 10.5 | 150 | 6BTA, Cummins | 3970 | 3075 | 1860 | 2165 |
| PG 600 - 100 | 16.99 | 600 | 7.0 | 100 | 6BTA, Cummins | 4275 | 3380 | 1860 | 2165 |
| PG 450 - 200 | 13.11 | 450 | 14.1 | 200 | W06DTI, Ashok Leyland | 4220 | 3020 | 1865 | 2285 |
| PG 500 -100/150 | 14.57 | 500 | 7.0/10.5 | 100/150 | W06DTI, Ashok Leyland | 4220 | 3020 | 1865 | 2285 |
| PG 500 - 175 | 14.57 | 500 | 12.3 | 175 | W06DTI, Ashok Leyland | 4220 | 3020 | 1865 | 2285 |
| PG 500 - 185 | 14.57 | 500 | 13 | 185 | W06DTI, Ashok Leyland | 4220 | 3020 | 1865 | 2285 |
| PG 650 - 100 | 18.94 | 650 | 7.0 | 100 | W06DTI, Ashok Leyland | 4220 | 3020 | 1865 | 2285 |
| PG 550 - 200 | 15.57 | 550 | 14.1 | 200 | W06DTI, Ashok Leyland | 4220 | 3020 | 1865 | 2285 |
| PG 600 - 200 | 16.99 | 600 | 14.1 | 200 | 6CTA8.3, Cummins | 4680 | 3600 | 1980 | 2200 |
| PG 650 - 200 | 18.41 | 650 | 14.1 | 200 | 6CTA8.3, Cummins | 4680 | 3600 | 1980 | 2200 |
| PG 900 - 100 | 25.49 | 900 | 7.0 | 100 | 6CTA8.3, Cummins | 4680 | 3600 | 1980 | 2200 |
| PG 750 - 125 | 21.20 | 750 | 8.8 | 125 | 6CTA8.3, Cummins | 4680 | 3600 | 1980 | 2200 |
| PG 850 - 125 | 24.07 | 850 | 8.8 | 125 | 6CTA8.3, Cummins | 4680 | 3600 | 1980 | 2200 |
| Diesel Powered - Four Wheel Trolley Mounted Compressors | | | | | | | | | |
| PG 750 - 250 | 21.24 | 750 | 17.6 | 250 | NTA855C (BC), Cummins | 6090 | 4700 | 2350 | 3050 |
| PG 900 - 200 | 25.49 | 900 | 14.1 | 200 | NTA855C (BC), Cummins | 6090 | 4700 | 2350 | 3050 |
| PG 900 - 350 | 25.49 | 900 | 24.6 | 350 | NTA855C (BC), Cummins | 6090 | 4700 | 2350 | 3050 |
| PG 1100 - 300 | 31.15 | 1100 | 21.1 | 300 | NTA855C (BC), Cummins | 6090 | 4700 | 2350 | 3050 |
| PG 1200 - Combo 350 | 33.98 | 1200 | 24.6 | 325/350 | NTA855C (BC), Cummins | 6160 | 4660 | 2130 | 2685 |
| Diesel Powered - Skid Mounted Compressors | | | | | | | | | |
| PG 400S - 175 (with AC²) | 11.33 | 400 | 12.3 | 175 | 6BTA, Cummins | 3248 | 1540 | 2097 | 2300 |
| PG 500S-175 | 14.16 | 500 | 12.3 | 175 | W06DTI, Ashok Leyland | 3020 | 1345 | 1865 | 2225 |
| PG 550S-200 | 15.57 | 550 | 14.1 | 200 | W06DTI, Ashok Leyland | 3020 | 1345 | 1865 | 2225 |
| PG 600S-200 | 16.99 | 600 | 14.1 | 200 | 6CTA 8.3, Cummins | 3115 | 1250 | 1620 | 2520 |
| PG 600S-200S³ | 16.99 | 600 | 14.1 | 200 | 6CTA 8.3, Cummins | 3500 | 1350 | 1773 | 2660 |
| PG 600S-230 (Ns²) | 16.99 | 600 | 16.2 | 230 | 6CTA 8.3, Cummins | 3115 | 1250 | 1620 | 2520 |
| PG 600S-230S³ | 16.99 | 600 | 16.2 | 230 | 6CTA 8.3, Cummins | 3500 | 1350 | 1773 | 2660 |
| PG 650S - 200 (BHD⁵) | 18.41 | 650 | 14.1 | 200 | 6CTA 8.3, Cummins | 3115 | 1250 | 1620 | 2520 |
| PG 900S-200 | 25.49 | 900 | 14.1 | 200 | NTA 855BC, Cummins | 4562 | 2287 | 2370 | 5200 |
| PG 900S-350 | 25.49 | 900 | 24.6 | 350 | NTA 855BC, Cummins | 4562 | 2287 | 2370 | 5200 |
| PG 1000S-275 | 28.32 | 1000 | 19.3 | 275 | NTA 855BC, Cummins | 4562 | 2287 | 2370 | 5200 |
| PG 1100S-300 | 31.15 | 1100 | 21.1 | 300 | NTA 855BC, Cummins | 4800 | 2200 | 1950 | 4990 |
| PG 1200S-330 | 33.98 | 1200 | 23.2 | 330 | NTA 855BC, Cummins | 4800 | 2200 | 1950 | 4990 |
| PG 1200S-Combo 350 | 33.98 | 1200 | 24.6 | 350 | NTA 855BC, Cummins | 4800 | 2200 | 1950 | 4990 |
| PG 1100S-350 | 31.15 | 1100 | 24.6 | 350 | KTA 1150C, Cummins | 4200 | 2100 | 2690 | 7700 |
| PG 1500S-Combo 400 | 42.48 | 1500 | 28.1 | 400 | KTTA 19C, Cummins | 4750 | 2400 | 2550 | 6500 |
| Model | FAD | | Pressure (Max) | | Motor (kW) | Dimensional Data (mm) | | | Weight |
| | m³/min | cfm | bar (g) | psi g | | Length | Width | Height | Dry (kg) |
| Electric Powered - Trolley Mounted Compressors | | | | | | | | | |
| PG 22E - 7 | 3.57 | 126 | 8.0 | 116 | 22 | 2526 | 1393 | 1389 | 740 |
| PG 37E - 7 | 6.74 | 238 | 8.0 | 116 | 37 | 3130 | 1660 | 1680 | 1270 |
| PG 45E - 7 | 8.33 | 294 | 8.0 | 116 | 45 | 3130 | 1660 | 1680 | 1300 |
| PG 45ES - 7 (skid) | 8.33 | 294 | 8.0 | 116 | 45 | 2220 | 1325 | 1340 | 1200 |
| PG 55E - 7 | 10.76 | 380 | 8.0 | 116 | 55 | 3320 | 1704 | 1877 | 2045 |
| PG 55E - 9.5 | 9.20 | 325 | 10.5 | 152 | 55 | 3320 | 1704 | 1877 | 2045 |
| PG 75E - 7 | 13.88 | 490 | 8.0 | 116 | 75 | 3320 | 1704 | 1877 | 2020 |
| PG 75E - 9.5 | 11.64 | 418 | 10.5 | 152 | 75 | 3320 | 1704 | 1877 | 2020 |
| PG 75E - 12.5 | 10.48 | 370 | 12.5 | 181 | 75 | 3320 | 1704 | 1877 | 2020 |
| PG 90E - 12.5 | 11.86 | 419 | 13.5 | 196 | 90 | 3300 | 1770 | 1760 | 2300 |

Note: Due to continues engineering improvements, the technical specifications are subject to change without prior notice.
1. All dimensions are mentioned with silencer, 2. AC - After Cooler, 3. Non-Silent version, 4. Silent Version, 5. Blast Hole Drill

Compressed air solutions for all sustainable air needs



Oil free series screw
45 - 450 kW / 190 - 2601 cfm



EG series rotary screw
11 - 250 kW / 45 - 1540 cfm



EN series rotary screw
2.2 - 45 kW / 9.0 - 280 cfm



Electric portable (Trolley)
22 - 90 kW / 130 - 500 cfm



Diesel portable (Trolley)
185 - 1200 cfm / 100 - 350 psig



Diesel portable (Skid)
500 - 1500 cfm / 175 - 400 psig



Oil free recip
5.0 - 30 kW / 14.5 - 90 cfm



Oil lubricated recip
1.0 - 40 hp / 2.0 - 128 cfm

OVERSEAS OFFICES:

Bangladesh : ELGI Equipments Limited, 5th Floor, Planners Tower, Level: 5 Suite: 8-13, 13/A Bir Uttam CR Datt Road, Sonargaon, Dhaka-1000. Bangladesh.
T: 880-9671453-65, **F:** 880-28616148, **E:** bangladesh-enquiry@elgi.com

Malaysia : ELGI Equipments Limited, No 2A-4-6, Jalan Jubli Perak, 22/1, Section 22, 40400, Shah Alam, Malaysia, **T:** +603 55693544, **F:** +603-55693544,
E: malaysia-enquiry@elgi.com, **w:** www.elgi.com.my

Srilanka : S.G. Arcade, 2nd Floor, No.441, Sri Sangaraja Mawatha, Colombo-10, **T:** 00 - 94-11-2392425, **F:** 00-94-11-4737412. **E:** elgisupport@slnet.lk

Thailand : ELGI Equipments Limited, 223/66 Country Complex A 14th Floor, Sanphawut Road, Bangna Bangkok - 10260. **T:** +6627455160
E: thailand-enquiry@elgi.com, **w:** www.elgi.co.th

WHOLLY OWNED SUBSIDIARIES

Australia : ELGI Equipments Australia Pvt Ltd., 38. Richland Avenue, Coopers Plain QLD 4108 Australia. **T:** +61-7-3106 0589, **F:** +61-7-3106 0537,
E: Enquiry@elgi.com.au, **w:** www.elgi.com.au

Brazil : ELGI Compressores Do Brasil Ltd., Av. Emilio Checchinato, 4195 - B: Cep : 13295 - 000, Bairro: Sao Roque da Chave: Itupeva - SP, Brazil.
T: 44965519, 44966611, **E:** contacto@elgi.com.br, **w:** www.elgi.br

China : **ELGI Equipments (Zhejiang) Limited**, No.232, Yunhai Road, Economic Development Zone, Jiaxing 314033 P. R. China **T:** +86-573-82079100
Hotline: 400-826-3585 | **ELGI Compressors Trading (shanghai) Co. Ltd.**, Rm 909, LSHQ International Centre, 288 Hongjing Road, Shanghai 201103, P. R. China
T: +86-21-33581191 Hotline: 400-826-3585, **E:** enquiry.cn@elgi.com, **w:** www.elgi.com.cn

Indonesia : PT ELGI Equipments Indonesia, Kawasan Pergudangan, BIZPARK Commercial Estate, Pulogadung Jl. Raya Bekasi KM 21, 5 Blok A3 No.12, Kel. Rawa Terate, Kec. Cakung, Pulogadung Jakarta Timur 13920. **T:** +62-21-46822216, 46827388, **E:** indonesia-enquiry@elgi.com, **w:** www.elgi.co.id

Italy : ELGI Compressors Italy S.r.l., Rome(RM), Via Del Babuino 51, 00187 : ROTAIR Spa, Via Bernezzo 67, 12023 Caraglio (CN), Italy. **T:** +39 0171619676,
F: +39 0171619677, **E:** info@rotairspa.com

Middle East : ELGI Gulf (FZE), P.O. Box: 120695, Q4-081, SAIF Zone, Sharjah, U.A.E. **T:** +971 6 557 9970, **F:** + 971 6 557 9980, **E:** gulfenquiry@elgi.com

USA: ELGI Compressors USA, Inc. 1500-N Continental Blvd, Charlotte, NC 28273. **T:** +1-704-943-7966, **M:** +1-803-427-7985, **W:** www.elgi.us

ELGI

ELGI EQUIPMENTS LIMITED

CORPORATE OFFICE: Trichy Road, Singanallur, Coimbatore - 641005,


T: +91-422-2589555, **E:** enquiry@elgi.com, **w:** www.elgi.com

Customer care mobile no.: +91 92821 11224 (SMS only)

Toll-free no: **1800-425-3544** (applicable only for India)

Ahmedabad - Ph: (91-79) 26583736, 26581274 **Bangalore** - Ph: (91-80) 22240674, 22220296, 22122479
Bhopal - Ph: (91-755) 2578281, 2578317, 4273317 **Chennai** - Ph: (91-44) 28172599, 28172699, 28173599
Coimbatore - Ph: (91-422) 2589555 **Hyderabad** - Ph: (91-40) 27000435, 27000437, 27000431
Jaipur - Ph: (91-141) 2970120 **Kochi** Ph: (91-484) 2360155 **Kolkata** - Ph: (91-33) 23244270, 23244271
Mumbai - Ph: (91-22) 42161000, 28519777 **New Delhi** - Ph: (91-11) 25437593, 25153644, 25928095
Pune - Ph: (91-20) 27145288, 27148892 **Tiruchengode** - Ph: (91-4288) 257137

Distributed by



D/SPSLEF6087/19/08/0000/2019/10/01/A
03CAT0001/R05